




Comfortable
heating. With wood!

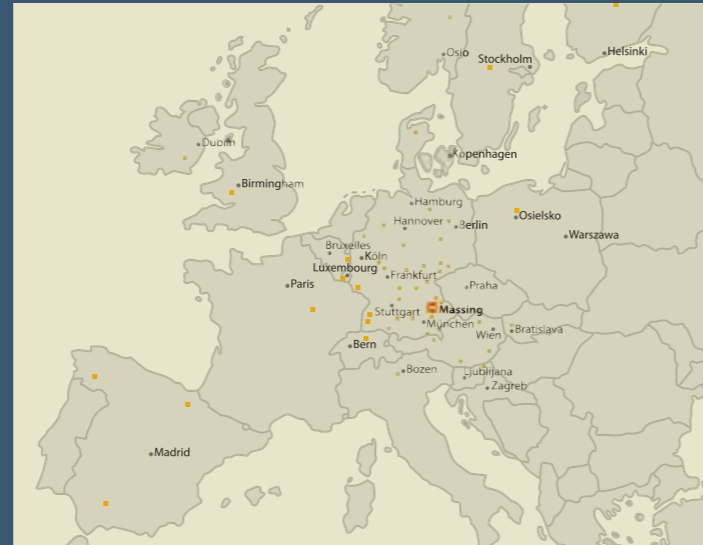


Wood chip, shaving and pellet boilers

25 / 30 / 35 kW
50 / 65 kW
80 kW



Comfortable
heating. With wood!



HDG product range

The innovative developments at HDG have resulted in many prizes and awards. They also spur us on to continue our research and development work.

HDG wood boilers conform to the guidelines for combustion technology and safety engineering.

Furthermore HDG products are all subjected to voluntary quality inspections by independent institutions.

Information on current promotional programs can be found under www.hdg-bavaria.com.



HDG wood chip, shaving and pellet boilers



HDG log wood boilers



HDG pellet heating systems

We will be happy
to inform you.



"I heat with wood chips.

This means my long-term energy costs are under control."



Michael Walls

From boilers tailored to your needs to completely professional service – you will find everything you need for a modern wood heating system at HDG:

	Complete system	4-5
	HDG Compact 25/30/35/50/65/80	6-9
	Fuel storage	10-11
	HDG delivery systems	12-15
	HDG control technology	16-17
	HDG heating system regulator	18-19
	HDG system components	20-21
	HDG: The company	22-23

Ecologically sound ...

Heating with wood: it makes sense for nature and mankind.

Those who consider the impact of their actions on nature are acting to help future generations. Functional natural lifecycle systems are a prerequisite for life on earth. The increasing number of catastrophes due to storms and floods gives an idea of how expensive a disregard of nature can be to us. Wood is stored solar energy and when heating with wood the same amount of CO₂ is released that the tree removed from the atmosphere while growing. Heating with wood is therefore at one with nature. Burning oil or gas on the other hand releases CO₂ reserves into the atmosphere which were formed millions of years ago.

This CO₂ is one of the causes of the greenhouse effect – a problem for which mankind must take responsibility.

Heating with wood has many other advantages:

- Short transport routes
- Independence and reliable supplies
- Safe storage and unhazardous transport
- Employment and commerce in countryside areas
- Harvesting and preparation requires little energy.

Therefore it makes sense (both for nature and mankind) to opt for the renewable energy source wood.

... and economical.

Keep your energy costs under control with wood.

Fossil fuel energy will inevitably become more expensive in future. The prices of fossil fuels have already increased in unpredictable leaps.


This situation is not set to improve in the medium-term, the increasing consumption in countries such as China or India will increase the demand for oil and gas.

Compared with other fossil fuels, the price of wood is very stable. With wood, you're heating on the safe side.

Make the most of wood's potential.

The operators of a wood heating system can influence the efficiency and pollution output of the system considerably.

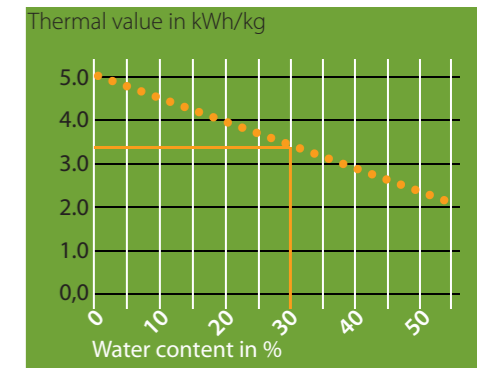
Waste wood or dirty, decaying and very wet wood requires a lot of energy to dry and can therefore only give off less heat. It also shortens the service life of the boiler. You boiler only attains its maximum heating power – the nominal power – and minimum emissions with dry material.



An even balance When burning plant matter, just as when it rots, it releases exactly the same amount of CO₂ as it takes in while growing.



Energy price development from 2002 to 2007



Heating values of wood in kWh/kg depending on water content

Useful information on heating with shavings and chippings

Comparison of water content and wood moisture

Water content (w)	50%	40%	30%	20%
Wood moisture (u)	100%	65%	45%	25%

Conversion factors

- 1 Srm wood chips = approx. 65-75 litres heating oil
- 1 Srm wood chips = bulk density 210-250 kg/m³
- 1 kg wood chips = approx. 3.4 kWh (at 30% water content)
- 1 Rm wood (stere) = approx. 2.0 Srm wood chips
- 1 Fm wood = approx. 2.8 Srm wood chips

Explanations and abbreviations of cubic measures:

- 1 Srm = fill volume unit, corresponds to 1 m³ wood (poured)
- 1 Rm = stacked cubic meter (stere), corresponds to 1 m³ wood (stacked)
- 1 Fm = 1 solid cubic metre (without intermediate spaces)

Sources:
Energy information centre, Stuttgart;
Wood sales promotion fund, Bonn
Bavarian regional office for agriculture and forestry



The government subsidises the purchase of wood heating boilers.
Information on current aid programmes can be found on our home page:
www.hdg-bavaria.co.uk

A sophisticated heating system. Compact, versatile, economical

It is not only the boiler efficiency level and emissions values that are decisive factors in an economical, easy to operate and ecological heating system. It is just as important that a trained heating professional determines your individual needs, and takes your specific requests into account.

This is why all of the components you intend to integrate with your heating system will be harmonised with one another at HDG.

The HDG Compact heating system impresses with its:

- Excellent efficiency levels
- Exemplary low emissions
- Comprehensive safety technology
- Solid manufacturing and durability
- Low wood consumption
- Simply operation



Our service:

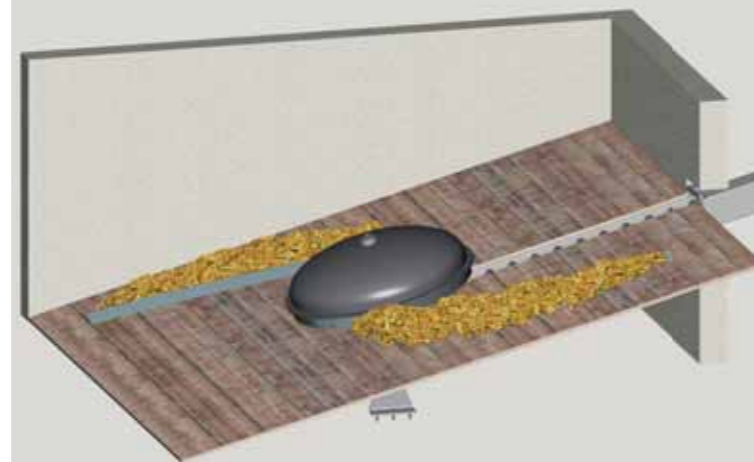
With our CAD planning we can show you the optimum set-up for your HDG heating system – adapted to your personal wishes. > more on page 10

Fuel storage



Planning storage

Feeding and extraction



There are many possibilities for fuel storage and delivery: HDG offers numerous variants which you can use to plan and implement the best solution.

> more on pages 10-15

The HDG Compact heating system



The boiler

Control system



The degree to which your heating system functions safely and without problems is decided here: The delivery of the HDG Compact is first-rate in terms of safety and technology.

> more on pages 6-9

Optimum combustion and boiler output depend on many factors: The HDG Compactronic has these factors under complete control.

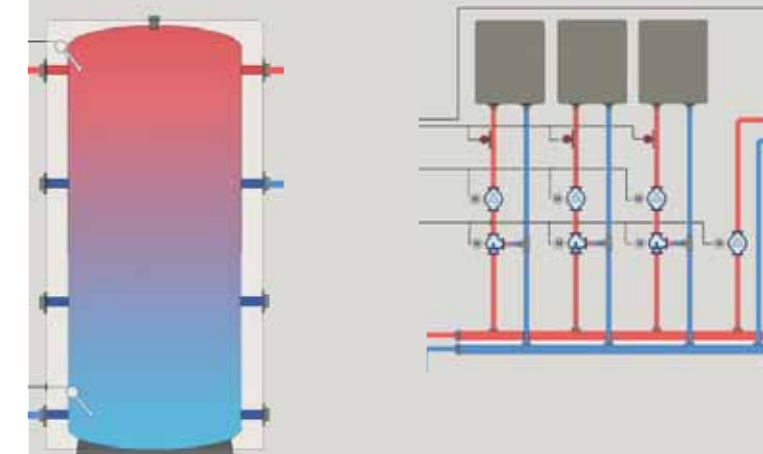
> more on page 16

Heating usage



HDG system components

HDG heating system regulator



A heating system is well designed if the valuable energy is available at the right place at the right time: HDG system components leave nothing to be desired in terms of energy and heat management.

> more on pages 18-21



HDG Compact

**Very versatile.
Especially cost-effective**

The HDG Compact is our fully automatic wood heating system for the fuels wood chips, shavings and pellets. It is therefore highly suitable for agriculture and forestry, commercial buildings, apartment blocks and larger buildings.

✓ **HDG Compact 25 - 35:**
Suitable for wood chips (up to 35% wood moisture, max. G30), shavings and pellets

HDG Compact 50 - 80:
Suitable for wood chips (up to 45% wood moisture, max. G50), shavings and pellets

✓ **Patented back-burn protection with rotary feeder**


✓ **Highly convenient with automatic cleaning and ash removal (option)**

✓ **Optimum emissions values with innovative HDG Compatronic controller**

Fuel*:
 ■ Wood chips
 ■ Shavings
 ■ Pellets

Output:
25, 30, 35, 50, 65, 80 kW

*) No painted, varnished and coated wood, plywood, chipboard, fibre-board or otherwise bonded wood including remains thereof (without organic halogen compounds, without wood protection agents)



Over 30 years of experience of wood heating systems has gone into the design and production of each HDG heating boiler. And the pride of the HDG development team drives them on further improve our products.

Awarded

kwf innovation prize 2008 for the HDG Compact 25



"With the HDG Compact 50 we have found a heating system than has considerably exceeded our expectations in terms of its convenience."



The Leonhart family heats with a HDG Compact 50.




Innovative output and combustion control

The HDG Compact has innovative combustion and control technology – the Compatronic and Hydronic – which make heating not only convenient but also highly economical and low emissions. Direct fuel delivery on the grate and the high quality gearing make it particularly safe and also reduce electricity and fuel consumption. For detailed information, see p. 16-19.



Maximum comfort

The complete compact heating system from HDG – specialists in heating and wood for over 30 years – is delivered ready for connection. For even more comfort, at your request we can enhance your HDG Compact with a reliable remote control and SMS control. That's what we call convenient heating with wood.



The delivery – safe and energy-saving

In conjunction with a water extinguisher unit, feeding via our patented rotary feeder with stoker worm guarantees you the utmost in operating safety (IBS tested). An automatic reversing mechanism ensures, as far as possible, continuous operation in the unlikely event of jamming. The combustion chamber is hermetically separated from the silo and transport unit by means of the rotary feeder (patented back-burning protection).

Optional equipment:

Automatic cleaning

Vertical heat exchange surfaces and an effective self-cleaning design, combined with cleaning turbulators which are fitted as standard, ensure maximum heat transfer. The turbulators are moved during cleaning, thus freeing the surfaces of the heat exchanger from fly ash.

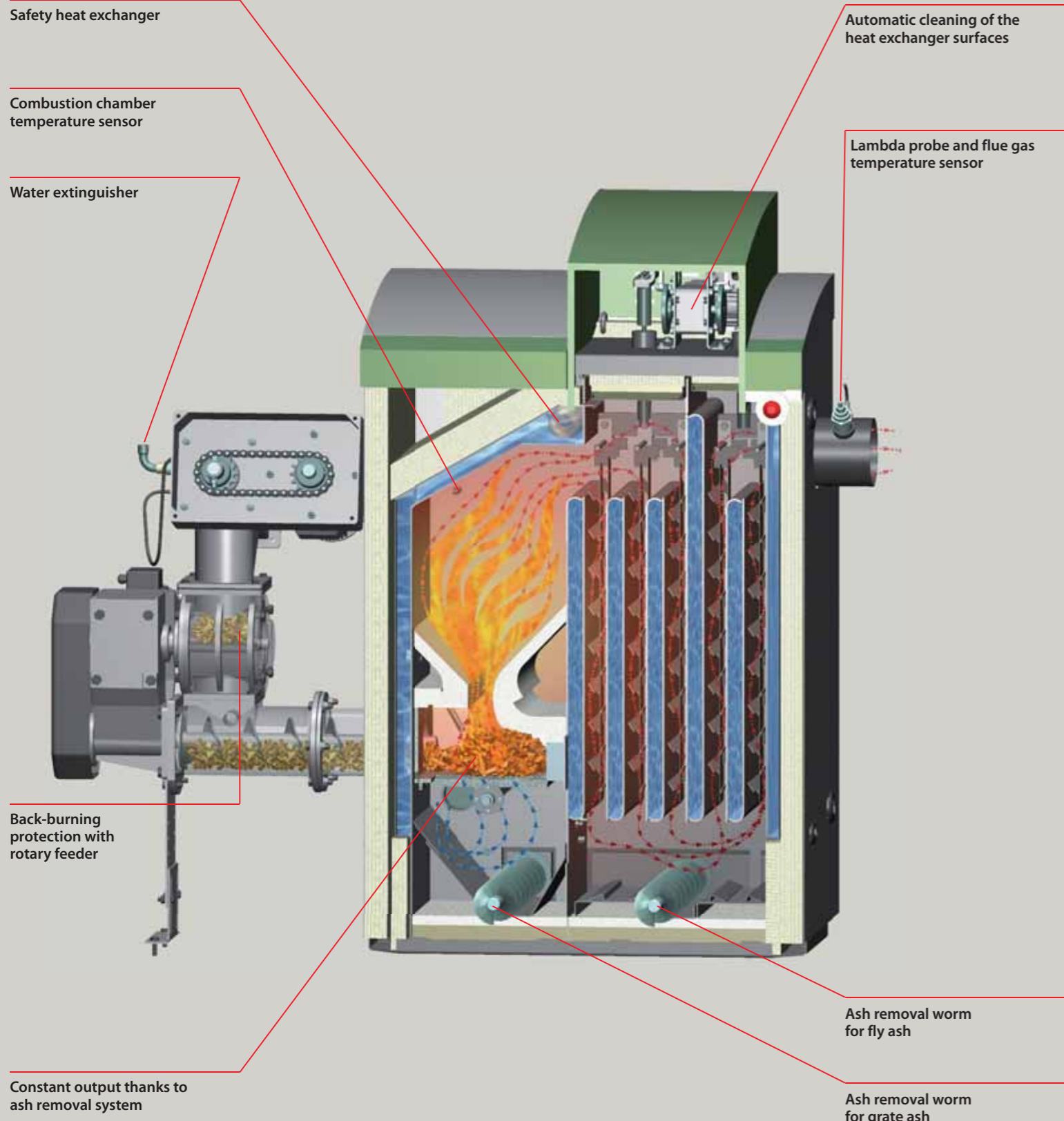


The cleaning turbulators considerably simplify the cleaning of the heat exchangers. On request these can be automatically moved by an optional drive unit.

The HDG ash removal system

An ash container fitted as standard takes up combustion chamber ash and fly ash. On request (fitted as standard to the HDG Compact 80) we can equip your HDG Compact with external ash containers in which the ash is compressed. This extends the intervals at which the system requires emptying. Ash removal worms transport the ash to the containers which are attached to the boiler with snap locks to simplify handling.





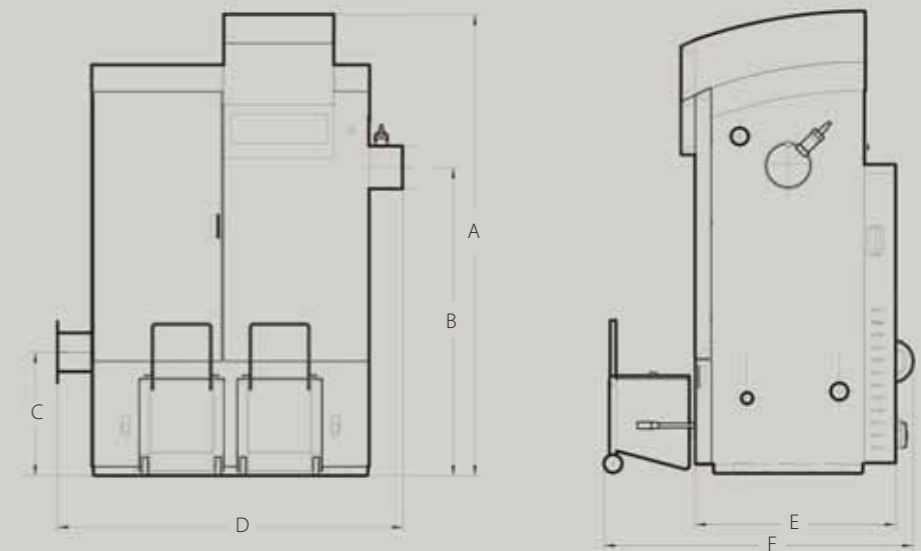
The HDG Compact is equipped with a comprehensive control system to enable constant operation, even in changing circumstances:

HDG Compatronic
The combustion controller of the HDG Compact system. It controls all electronic processes which are necessary for heat production and optimum combustion, it also controls fuel feeding, output and combustion and triggers automatic cleaning, ash removal and charging the accumulator.

HDG Hydronic
It regulates heat distribution and output as well as controlling components such as heating circuits and hot water heating (depending on the corresponding HDG hydraulic system).
You can find more detailed information on this on pages 18-19.

The HDG Compact is delivered ready for electrical connection and with mounted cladding. This means it can be set-up, installed and commissioned quickly and simply.

Technical data



HDG Compact	25	35	50	65	80
Nominal thermal power (pellet/wood chips)	25 / 30 kW	35 / 30 kW	50 kW	65 kW	80 kW
Output range (pellet)	7.5 - 25 kW	7.5 - 35 kW	12 - 50 kW	12 - 65 kW	23 - 80 kW
Output range (wood chips/shavings)	7.5 - 30 kW	7.5 - 30 kW	12 - 50 kW	12 - 65 kW	23 - 80 kW
Exhaust temperature	150 °C	160 °C	150 °C	180 °C	150 °C
Exhaust mass flow	19 g/s	26,8 g/s	32,6 g/s	45,1 g/s	52,0 g/s
Water content	115 l	115 l	167 l	167 l	221 l
Operating pressure	3 bar	3 bar	3 bar	3 bar	3 bar
Flue draught requirement	10 PA	10 PA	20 PA	20 PA	20 PA
Supply temperature	95° C	95° C	95° C	95° C	95° C
Weight	550 kg*	550 kg*	725 kg*	725 kg*	950 kg**
Height	A	1675 mm	1675 mm	1915 mm	1915 mm
Height of middle of flue pipe	B	820 mm	820 mm	1280 mm	1280 mm
Height of middle of feed channel	C	515 mm	515 mm	515 mm	515 mm
Width	D	1476 mm	1476 mm	1428 mm	1428 mm
Depth	E	679 mm	679 mm	828 mm	828 mm
Depth with mounted parts	F	1050 mm	1050 mm	1260 mm	1260 mm
Flue pipe diameter		150 mm	150 mm	180 mm	180 mm

Equipment:	25	35	50	65	80
Internal ash container	■	■	■	■	-
Automatic ash removal	□	□	□	□	■
Automatic cleaning	□	□	□	□	□

- Cannot be delivered
 □ On request
 ■ As standard
 * Without cleaning and ash removal
 ** Without cleaning system

We will plan the best solution for you

Not only for ecological but also for economical reasons the diocese of Passau decided to install a HDG Compact 25 at the birthplace of pope Benedikt XVI. in Markt (Upper Bavaria).



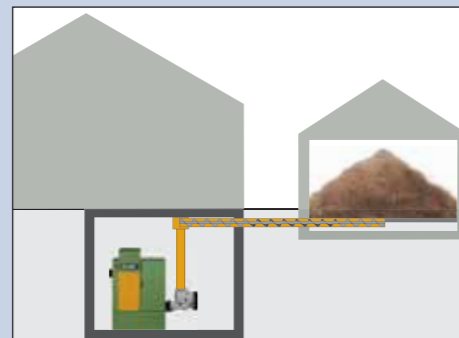
You can save unnecessary costs and work with intelligent planning of fuel storage and delivery. We have gleaned the requisite experience from making hundreds of different systems and we can also offer the best solution for tricky situations.

We will use this information to draw up a CAD plan for the installation of a complete heating system – tailored to your personal wishes.

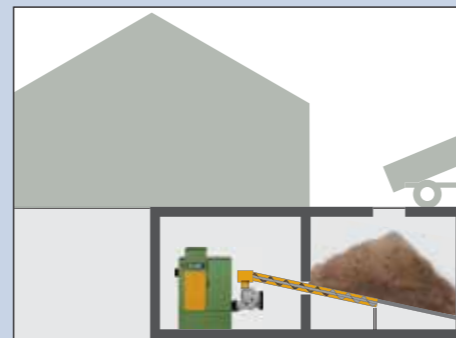
Optimum adjustment to different circumstances

Which storage type is suitable for which fuel, which special prerequisites must be present (or created), what is the simplest method of fuel delivery, how is the fuel to be transported to the boiler, What is the best location to install the boiler – we have expert answers for all these questions. However, as no two situations are ever

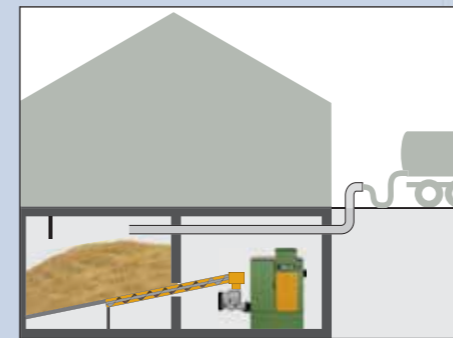
exactly the same, our employees will be happy to give you the benefit of their many years of experience.




Example: Bunker in a separate building, connected using conveyor worm and downpipe



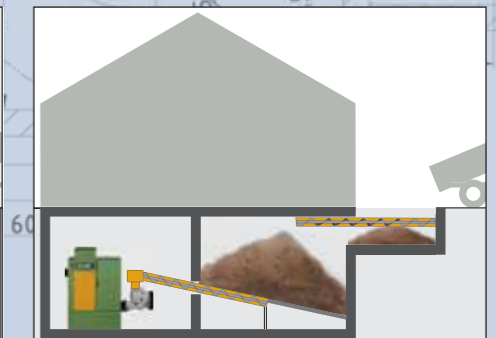
Example: Bunker set in the earth with load-bearing ceiling




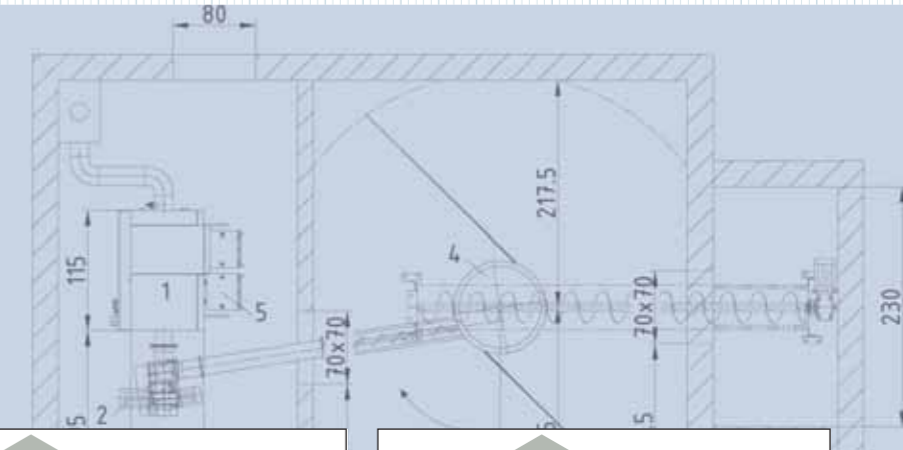
Example: pellet bunker in cellar with blower system



Example: fuel transport from a remote bunker using two conveyor worms



Example: bunker in cellar with delivery worm for filling via the light well



"With the aid of HDG planning, I could find the simplest and therefore most inexpensive solution. The only building work required was the construction of a storage bunker."

Wall family

HDG flexi-blade delivery system. Individual and convenient

The HDG flexi-blade delivery system is a proven delivery system for the HDG Compact systems. It can transport wood chips as well as shavings and pellets. It is constructed in a particularly solid design and is simple to operate.

Reliable operation

Our flexi blade delivery systems transport and meter fuel such as shavings, pellets and wood chips up to a size of G50 (medium coarseness from 3 to 5 cm). HDG delivery systems are designed to be robust and durable, and they offer a trouble-free means of reliably supplying your system with fuel.

Decoupled drive power

The intelligent pipe shaft system decouples the drive power which acts on the agitator and the conveyor worm. The conveyor worm is driven by the external pipe and the agitator is driven by the internal shaft. This effectively separates the applied drive power, and thus protects the components.

If necessary, for example if a fault occurs due to a foreign body, the conveyor worm can be turned back manually without moving the agitator.

Individual solutions for all requirements

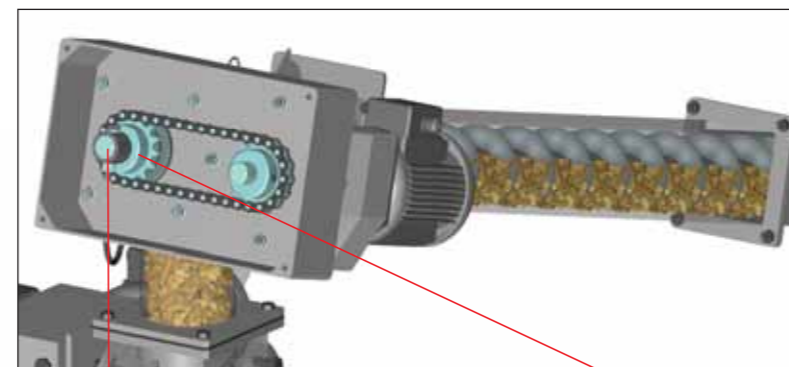
The HDG flexi-blade delivery system is suitable for bunker sizes of between 2.5 to 4.5 metres in diameter. The individual manufacturing of the components allows for a maximum worm length of up to 6 metres. This means that the best solution can always be found – even for difficult circumstances.

Simple fuel storage

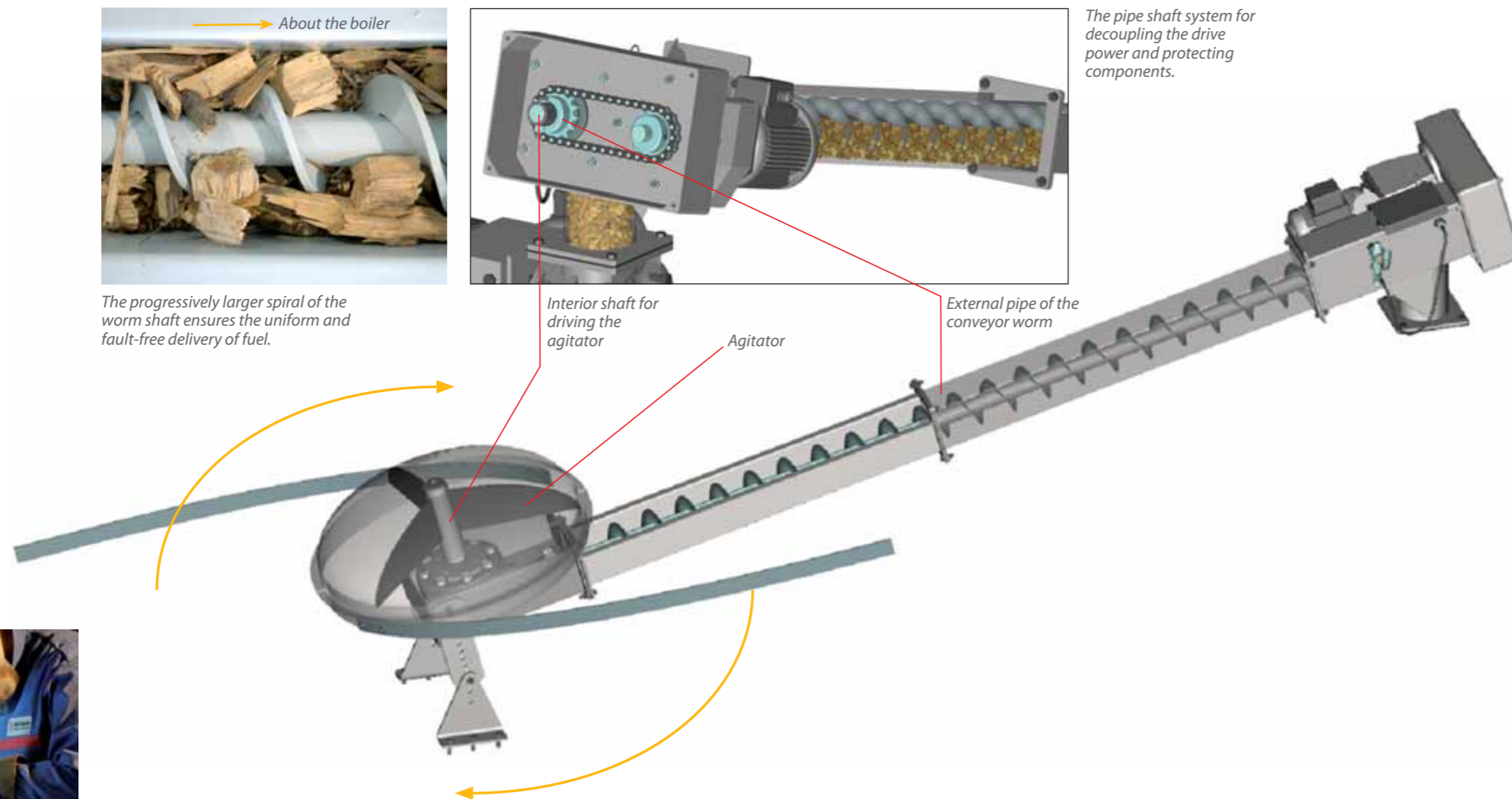
A simple wooden construction is installed in the bunker. The fuel is stored on this intermediate floor and transported by the blades to the conveyor worms. The solid construction of all components enables a filling height of up to five metres with wood chips with a bulk weight of 250 kg/m³.



The progressively larger spiral of the worm shaft ensures the uniform and fault-free delivery of fuel.



The pipe shaft system for decoupling the drive power and protecting components.

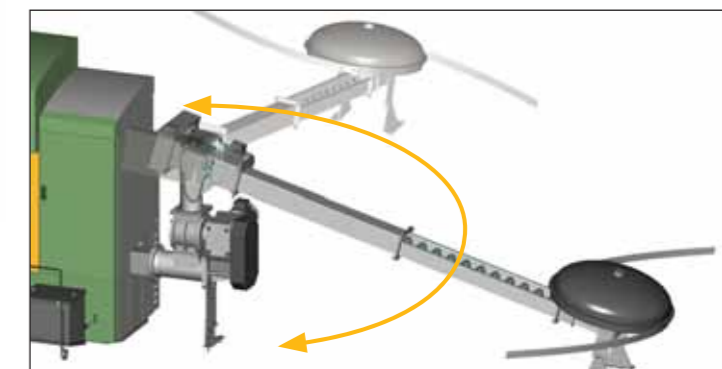
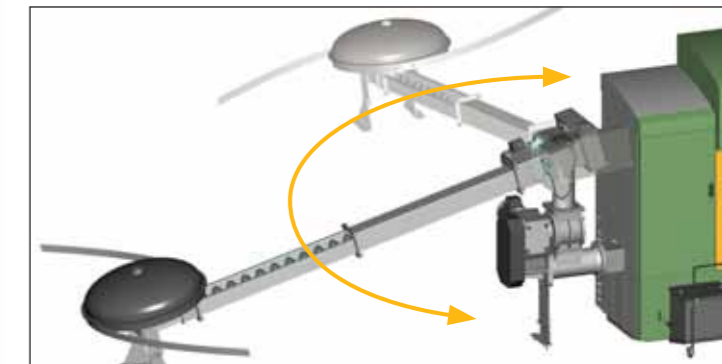


Interior shaft for driving the agitator

Agitator

External pipe of the conveyor worm

The HDG Compact is available with the feed module fitted on the left or right. The connection point between the delivery system and boiler is only fixed in place during on-site installation. This means that the HDG Compact can be integrated in nearly every building.



At HDG we place particular emphasis on processing the materials used and adhering to high quality standards.

The HDG pellet suction system – flexible transport for pellets

With the HDG pellet suction system, we have developed a system that enables the heating system and the bunker to be in separate rooms even with systems with high output requirements. This makes installation of the ecologically sound pellet heating system simpler in older constructions and renovated buildings.

Reliable operation

The HDG pellet suction system is a delivery system which was specially developed for pellets. The suction system allows pellets to be transported over distances of up to 25 metres and then stored temporarily. The use of a rotary feeder and water extinguisher means that all HDG delivery systems are protected by reliable safety technology.



The intermediate container of the HDG pellet suction system can hold up to 100 kg of pellets. This quantity is sufficient to operate the HDG Compact 50 for over 8 hours without needing to be refilled.

Flexible storage

The many challenges presented by storage rooms make a flexible storage system essential. The HDG pellet suction system has unbeatable advantages here with its many combination options with tailored HDG delivery systems. We will be happy to help you find the right storage system.



The HDG pellet delivery worm conveys pellets from rectangular storage rooms.

Individual manufacturing – the right delivery system for everybody

We can offer you an specially tailored delivery system which takes the building condition, the fuel type, the required storage room size and the boiler output into account.

We will be happy to inform you which system is the best solution for your building. Adjustments to existing delivery systems are also no problem.

All HDG delivery systems are manufactured especially for the customer as well as being reliable and solidly constructed.



The HDG flexi-blade delivery system is the most commonly installed HDG delivery system. It is suitable for bunkers with a diameter of 2.5 to 4.5 metres.



With larger diameters of up to 5.7 metres, the HDG hinged arm delivery system can be used. Even large bunkers with great filling heights (7 metres with a bulk weight of 250 kg/m³) can be reliably emptied by the two pre-tensioned arm elements.

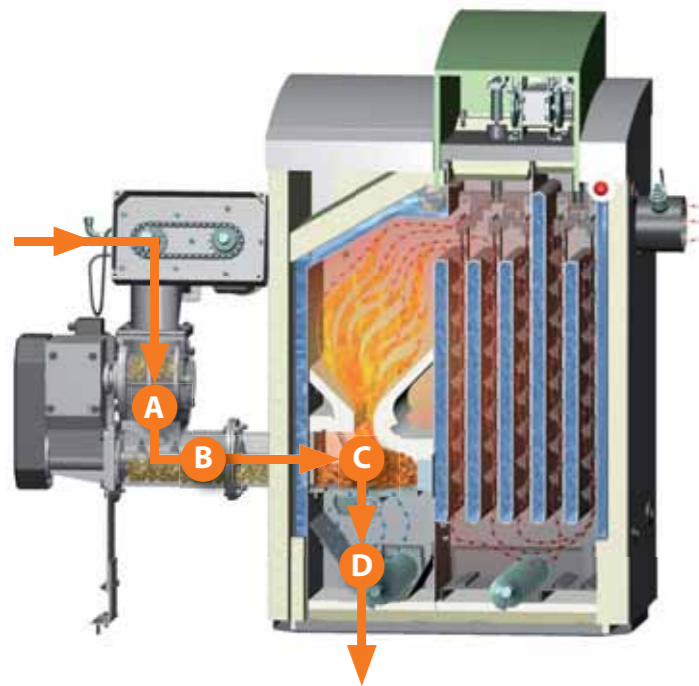


The HDG sliding tray delivery system is often used for larger heating systems. It has the greatest loading volume.

HDG Compatronic. High-tech control for optimum value

The HDG Compatronic forms the heart of the complete combustion control of your HDG Compact. It controls all electronic processes required for heat generation and optimum combustion.

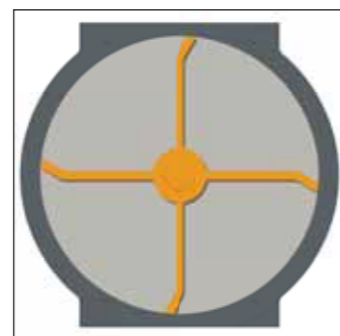
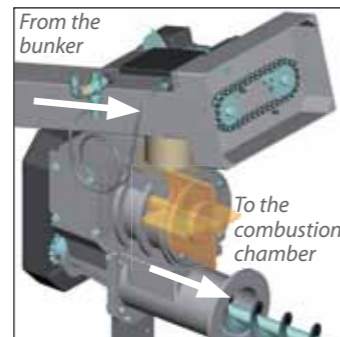
It also controls fuel feeding, output and combustion, automatic cleaning, ash removal and charging the accumulator, depending on how the system is used.



The cross-section of the HDG Compact shows the path of the fuel from the **rotary feeder A** to the **stoker worm B** to the **combustion chamber C** to **ash removal D**.

The HDG rotary feeder safely separates the combustion chamber from the storage room and the transport unit. This is the proven and patented back-burn safety technology from HDG.

The robust construction and four chambers of the patented rotary feeder ensure particularly reliable fuel transportation. Friction surfaces are kept to a minimum to enable smooth and energy-saving operation.



HDG Compatronic

The intelligent combustion technology of the HDG Compact keeps emissions low and ensures economical operation. The fuel is fed automatically onto the combustion grate and then automatically ignited with a hot air blower once the filling level has been attained.

Fuel feeding, primary and secondary air feeding are controlled independently of each other. The tilting grate conveys non-combustible material into the ash container and thereby keeps output constant. This means less work for you.



The HDG Compatronic provides the user with information on a large display, and is easy operated using only a few buttons.

The lambda sensor returns the residual oxygen value in the flue gas to the HDG Compatronic. This ensures that the combustion parameters are always optimised for the type of fuel being used, e.g. spruce and beech.



1

The feed system – safe and energy-saving

The feed system of the HDG Compact consists of a rotary feeder and a stoker worm and ensures that fuel is loaded simply and safely onto the grate.

The patented rotary feeder separates the combustion from the fuel storage area and, in conjunction with the water extinguisher, ensures absolute operational safety (IBS tested). The automatic reversing mechanism prevents damage from foreign bodies by moving the rotary feeder back up to three times when it encounters certain levels of resistance. The stoker worm constantly provides the HDG Compact system with the quantity of fuel it needs for optimum combustion.

The direct fuel insertion on the grate and the high quality gearing attain quiet operation with low energy costs.

2

Intelligent combustion control

To ensure optimum control of combustion, the HDG Compatronic determines two values: the value of the combustion chamber temperature sensor is used to control the primary air feed and the material quantity. The residual oxygen content of the flue gas as measured with a lambda sensor provides the value for the secondary air feed. This ensures that combustion is controlled in an optimum way, even with different fuel properties. The integrated output controller determines the optimal fuel quantity, thus

enabling progressive adjustment of the output between 30% and 100%. The sophisticated accumulator storage management system ensures a particularly high level of system efficiency by preventing unnecessary starting and cooling phases.

Other functions such as the control of the return flow increase, residual heat usage, a flue sweeping function and numerous protective functions (such as motor current monitoring, boiler ventilation and component anti-blocking protection for units) ensure the most smooth and economic operation of your HDG Compact while keeping emissions low.




The HDG Compatronic controls all electronic components of the HDG Compact. The boiler is ready for connection on delivery, meaning that it can be installed quickly and simply.

The grate is tilted by 90 degrees at regular intervals. Ash and non-combustible material is completely removed.

3

Tilting grate for permanent output

The tilting grate conveys combustion residue at regular intervals in the ash containers below or on request into the shafts of the automatic ash removal system. Ash and non-combustible material are completely removed, thus ensuring consistent maximum output from the boiler. This technology also makes it possible to use the emergency mode with logs.



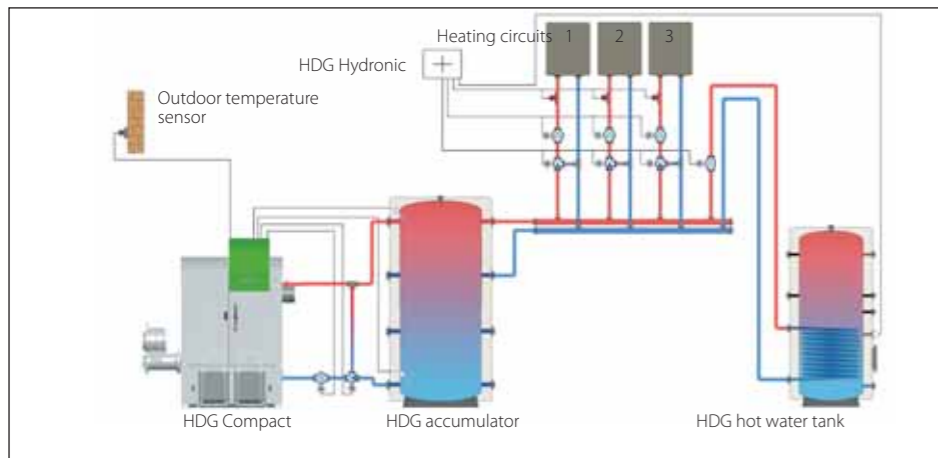
HDG Hydronic – for simple heat distribution

In addition to the boiler, a modern heating system consists of various components for regulating, controlling and distributing heat.

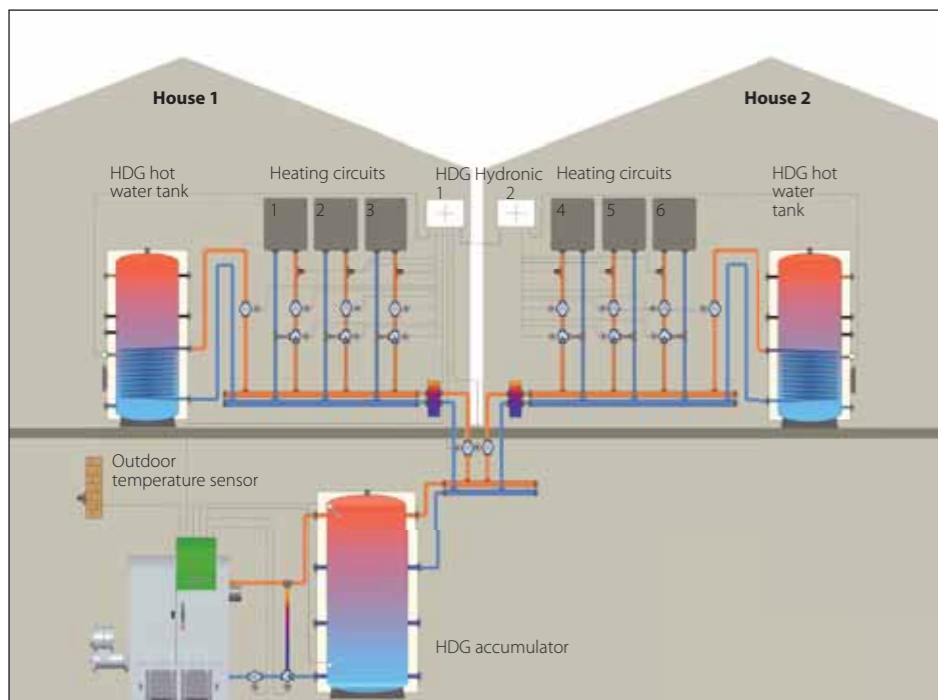
A combination of the HDG Compatronic and HDG Hydronic expansion module forms a perfect system.

The HDG Compatronic controls all combustion processes while the HDG Hydronic is responsible for regulating heat distribution and output. In harmony with the HDG hydraulic system in use, it controls components such as under floor heating, radiators and hot water preparations.

HDG hydraulic systems and intelligent HDG control systems ensure optimal boiler integration and maximum system efficiency.



Example installation for one HDG Hydronic with three heating circuits



Example of an HDG Hydronic installation with six heating circuits divided over two houses.

Integrating heating circuits with the HDG Hydronic

- Flexible, adaptable heating regulators with assignable parameters for a wide range of heating systems
- Control of up to three atmospherically regulated heating circuits as standard
- Expansion modules for additional (max. 24) heating circuits and hot water supply are available
- Individually programmable hot water supply
- Solar heating of hot water supply and storage tank by means of speed-controlled pumps
- Optional control of district heating
- Control of secondary boiler (e.g. oil-fired peak load boiler)
- Convenient operation of the entire control system from your living area (on request)
- All control system components communicate with each other via CAN-BUS
- Remote control via text message (mobile phone or computer) offers the highest degree of convenience and safety (on request)



Our service:

To ensure that your heating system will be both economical and environmentally friendly, we will plan out the ideal control system together with you.



Remote systems – remote control



On request, all information and settings can be accessed and changed via a modem and PC. This remote control avoids the need for some on-site maintenance.

It is not always possible to monitor the operational condition of the heating system on-site. To simplify control the HDG Compact can be equipped with a remote control system. All settings of the Compatronic and Hydronic are displayed on a connected computer and can be changed. Remote operation and maintenance enables cost-effective system optimisation, even over long distances.

Remote control via text message – the ultimate remote control

Remote control by text message keeps you constantly up to date on the condition of your heating system. You can change the operating mode of the system and the status of the heating circuits. It is also possible to call up information on the current operating condition. Fault reports are automatically sent to your mobile phone and can be acknowledged.



Remote control using mobile phone text messages is exceptionally convenient.

HDG accumulator system – expand you heating system in a way that makes sense

Your heating system works best at high output levels – in the nominal load range. This attains the best emission levels, as combustion takes place in optimum conditions. The resulting heat can however only be stored briefly in consumers such as radiators. Then the boiler output drops and it no longer operates in optimum conditions. To counter act this, we recommend using an HDG accumulator system. It enables optimum system running times by storing energy and supplying it at delayed intervals to connected consumers. This means that the boiler can operate for longer in its nominal load range and avoids uneconomical heating and cooling phases. Fewer operating hours reduces the electricity consumption of the system and considerably prolongs its service life. The required energy quantity is attained with less fuel. The HDG accumulator system is a sensible enhancement which benefits nature and you as a customer.

Components for a perfect complete system



The economical and ecological performance of a heating system is decisively influenced by the quality and functional condition of the supplementary components. HDG therefore devotes the greatest attention to these modules. HDG components have been proven over the years and are constantly being developed further and fit perfectly into HDG's well thought-out overall systems.

Our HDG plant representatives and their highly trained heating installation experts will support you in planning the perfect heating system with these components (accumulator, controllers, pumps and much more) – a system that is ideally suited to your building and tailored to your personal wishes.

The HDG accumulator system: energy delivered as needed

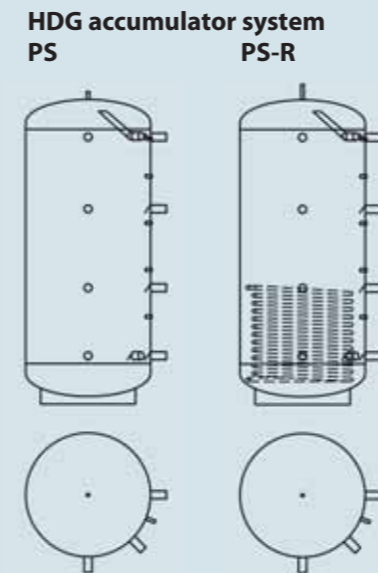
The HDG accumulator system takes up heat and releases this energy as required. It enables optimum system running times by storing energy and supplying it at delayed intervals to connected consumers. This means that the boiler can operate for longer in its nominal load range and avoids uneconomical heating and cooling phases.

Its numerous connection options mean it can be flexibly integrated in the corresponding HDG hydraulic system without problems.

The various models:

The basic model of the HDG system storage tank is the **PS model**.

The **PS-R model** has an built-in, smooth-pipe heat exchanger (e.g. for using solar energy). The combination of wood boiler with accumulator and solar-powered heater ideally fulfils the requirements for a modern heating system.



Type approx. litres	Height with insulation approx. mm	Tilt height approx. mm	Width without insulation approx. mm	Width with insulation approx. mm	Weight approx. kg PS / PS-R	Heating surface (model PS-R only) m ²
500	1650	1665	650	850	108 / 123	1,8
800	1740	1780	790	990	160 / 175	2,4
1000	2090	2140	790	990	175 / 190	3,0
1250	2070	2140	950	1150	190 / 207	3,0
1500	2190	2250	1000	1200	205 / 223	3,6
2000	2450	2510	1100	1300	230 / 249	4,2
2500	2500	2570	1200	1400	300 / 319	4,2
3000	2730	2920	1250	1450	330 / 352	4,2
3150	2430	2420	1400	1600	340 / 365	5,0
4000	2900	3100	1400	1600	380 / 405	5,0
5000	2930	3140	1600	1800	570 / 595	6,0
6000	3460	3460	1600	1800	655 / 680	6,0

“In addition to its first-rate employees, HDG also has a long tradition in building boilers. This means you are guaranteed comprehensive expert advice and sophisticated products.”



Max Wohlmannstetter,
CEO HDG Bavaria GmbH



HDG: specialist for heating with wood

Experience creates great products ...

HDG offers a product line that is designed to meet the most varied demands: from log wood boilers to wood chips systems and pellet boilers. With a nominal output of 4.5 kW for private households and up to 380 kW for commercial large-scale plants. This wide variety reflects the established professional experience of the company. And that is the result of orientating our products to the needs of our customers.

... Quality creates trust.

With its broad range of products and services, HDG has managed to gain the trust of users in the agricultural and forestry sectors as well as in commercial businesses and private households. More than 35,000 satisfied customers heat with HDG products - a fact that speaks for itself!

Innovators in the field of wood heating

From the very beginning, HDG has helped to shape the development of wood heating systems and has been a driving force behind this progress with its innovative efforts. Besides the optimisation of combustion technology, the development team also concentrates on improving ease of use. The many awards that HDG has received for its innovations underscore the significance of the HDG developments in advancing heating technology.

Development and production

HDG develops, designs and produces its products at the highest level of quality. Quality assurance starts early in the development phase and is supported by a sophisticated quality management system at all production levels all the way to final assembly. Furthermore, independent testing institutes are charged with performing regular inspections of the HDG products in accordance with the most stringent standards of quality.

Helping to change

Right from its beginning HDG has concentrated on heating systems using wood. Increasing concerns about the environment means that this field is growing in importance.

As in the past, HDG will consistently harness the latest advances in heating technology fuels processing and environmental protection for your benefit. An example of our forward thinking: HDG has been actively involved in a test field for renewable energy plants and for the provision of sustainable energy since 2005.

The management team and over 180 employees who stand behind the HDG name are dedicated to this goal.



HDG – a Bavarian company that is trusted by customers world-wide.

The company headquarters of HDG are located in Massing, Lower Bavaria Germany. The surrounding natural and agricultural landscape is characterised by hills, forests and meadows and, not least of all, by the people who have helped shape them. These are the

people who have always taken care to conserve their resources and use them profitably. In keeping with this tradition, HDG does its part in making the raw material wood a timely, responsible and economically sensible form of energy by offering modern products.

